



# Easy full skirt

skirt fabric




sew short ends together



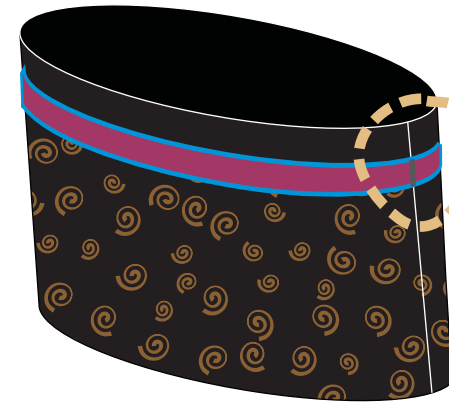

fabric strips/  
wide ribbon



sew  
short ends  
together



sew strips  
on skirt



match  
the  
side seams

put elastic  
inside the strip



A full skirt!

# Easy full skirt

tutorial by Novita Estiti © 2009  
<http://verypurpleperson.com>  
[verypurpleperson@gmail.com](mailto:verypurpleperson@gmail.com)

## Materials and tools:

### Fabric for skirt.

- The length of the skirt will be a little bit shorter than half of the fabric width (for hem allowances), so please pay attention to the width of the fabric. The fabric that I use is 120 cm wide.
- The length of my fabric is 1 m, I think this will be suitable for almost everyone.

### A pair of fabric strips, each as long as your skirt fabric.

- My strips are about 3.5 cm wide each. You can make it wider or narrower.
- I leave the raw edges shown, but of course you can add seam allowances to make a neat folded edge.

## Instructions:

- Cut the fabric in half, resulting in two long rectangles.
- Sew the short ends of rectangles together to make a tube shape.
- Sew short ends of fabric strips together, resulting in another tube.
- Mark placement of strips on skirt, about 5-6 cm from the top.
- Sew strips on skirt, matching the side seams together. Leave a small part unstitched for putting in the elastic.
- Measure your waist and cut the elastic. Don't cut too short, you can always cut later if it's too big.
- Put the elastic inside the fabric strips. When the fit is okay, sew the ends of elastic together. I usually overlap the ends of the elastic then sew over it several times using small zigzag stitch.
- Sew the opening of fabric strips closed.
- Hem the bottom of skirt. You can also sew a pair of ribbon loop on the sides for hanging the skirt, like I did.

You're done!



Put on your new skirt! And please share your skirt in my flickr group!

^^

## Some ideas:

- Instead of fabric strips, you can use wide ribbon. How about some pretty velvet ribbon?
- Use twice as much fabric to make a long skirt.
- Layer several transparent fabrics together (lace, chiffon) for a romantic look.